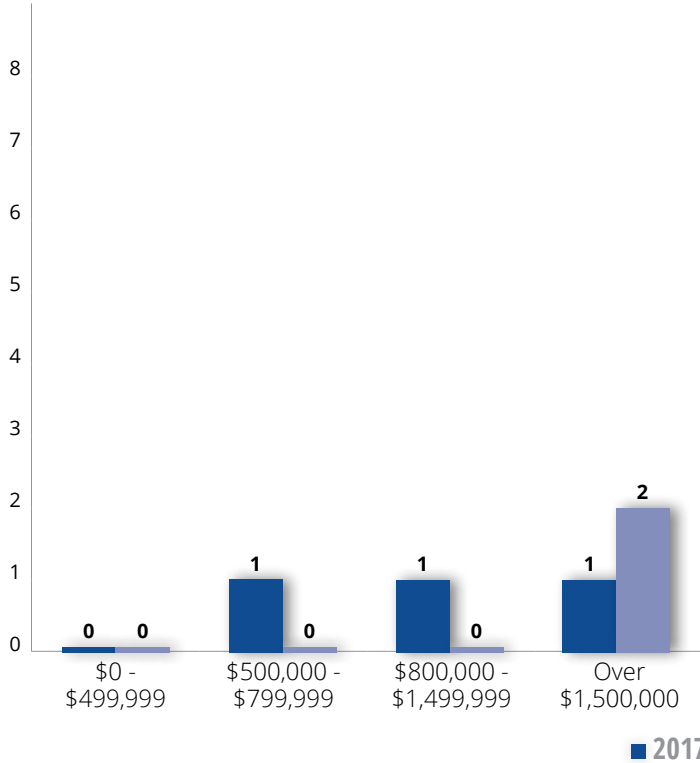


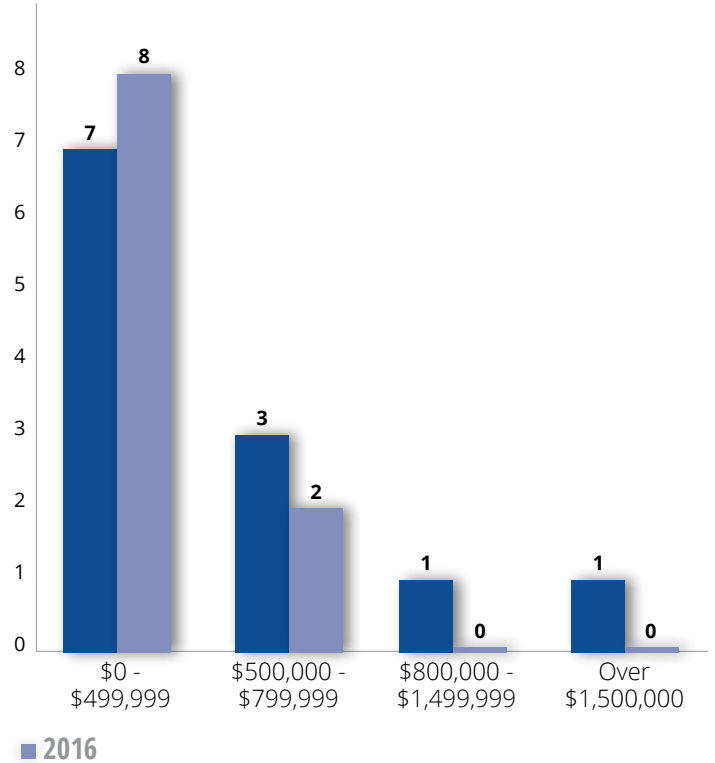
# North Lake Tahoe Ski Resorts

2017 1st Quarter Statistics January 1st - March 31st  
**Squaw Valley 2017 vs 2016**

Single Family Homes Sold



Condos Sold



## Overall Market Statistics

Single Family Homes	2017	2016	%	Condos	2017	2016	%
Median Sales Price	\$945,200	\$2,845,000	-67%	Median Sales Price	\$385,000	\$304,500	26%
Average List Price	\$1,264,500	\$2,957,500	-57%	Average List Price	\$613,625	\$388,640	58%
Average Sold Price	\$1,178,400	\$2,845,000	-59%	Average Sold Price	\$585,500	\$369,200	59%
Average Days on Market	801	37	2065%	Average Days on Market	126	273	-54%
Highest Sold Price	\$1,800,000	\$3,890,000	-54%	Highest Sold Price	\$1,710,000	\$725,000	136%
Lowest Sold Price	\$790,000	\$1,800,000	-56%	Lowest Sold Price	\$146,000	\$155,000	-6%
Properties Sold	3	2	50%	Properties Sold	12	10	20%
% Sold Price to Average List Price	93.2%	96.2%	-3.0%	% Sold Price to Average List Price	95.4%	95.0%	0.4%

Information gathered from TSMLS 3/31/2017.



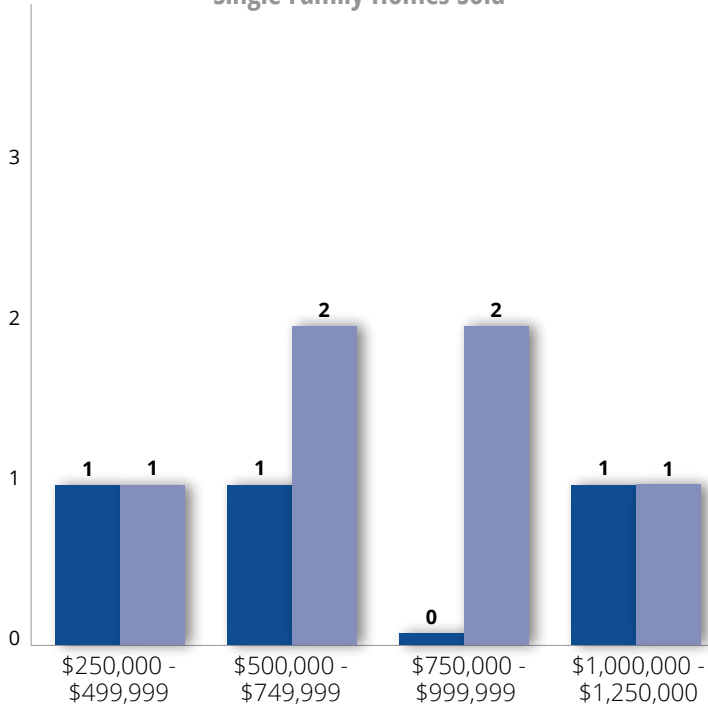
**ENGEL & VÖLKERS**



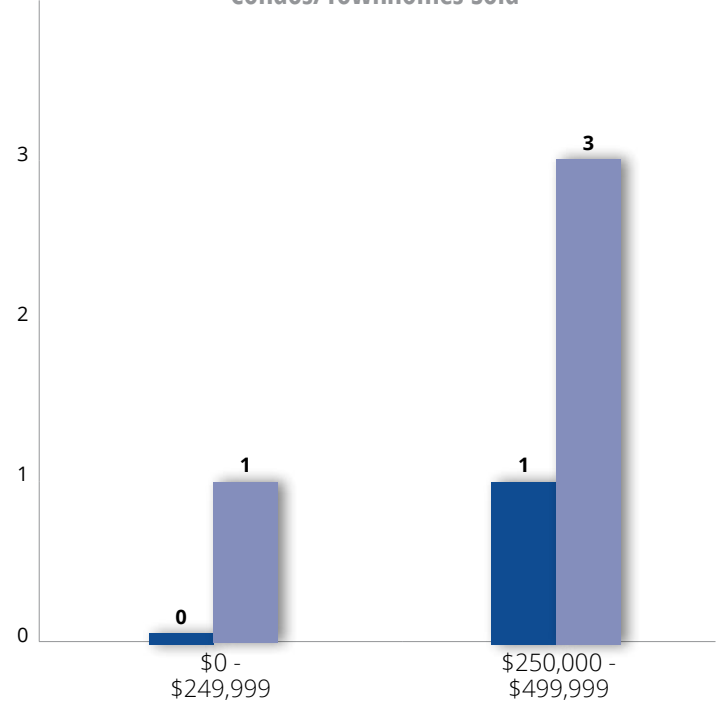
# North Lake Tahoe Ski Resorts

2017 2nd Quarter Statistics April 1st – June 30th  
**Alpine 2017 vs 2016**

Single Family Homes Sold



Condos/Townhomes Sold



■ 2017 ■ 2016

Single Family Homes	2017	2016	%	Condos/Townhomes	2017	2016	%
<b>Median Sales Price</b>	\$699,000	\$800,000	-13%	<b>Median Sales Price</b>	\$465,000	\$327,500	42%
<b>Average List Price</b>	\$862,666	\$848,500	2%	<b>Average List Price</b>	\$475,000	\$319,562	49%
<b>Average Sold Price</b>	\$812,333	\$810,833	0.2%	<b>Average Sold Price</b>	\$465,000	\$305,750	52%
<b>Average Days on Market</b>	108	119	-9%	<b>Average Days on Market</b>	77	170	-55%
<b>Highest Sold Price</b>	\$1,388,000	\$1,303,000	7%	<b>Highest Sold Price</b>	\$465,000	\$360,000	29%
<b>Lowest Sold Price</b>	\$350,000	\$452,000	-23%	<b>Lowest Sold Price</b>	\$465,000	\$208,000	124%
<b>Properties Sold</b>	3	6	-50%	<b>Properties Sold</b>	1	4	-75%
<b>% Sold Price to Average List Price</b>	94.2%	95.6%	-1.4%	<b>% Sold Price to Average List Price</b>	97.9%	95.7%	2.2%

Information gathered from TSMLS 4/1/17-6/30/17.



**ENGEL & VÖLKERS**

