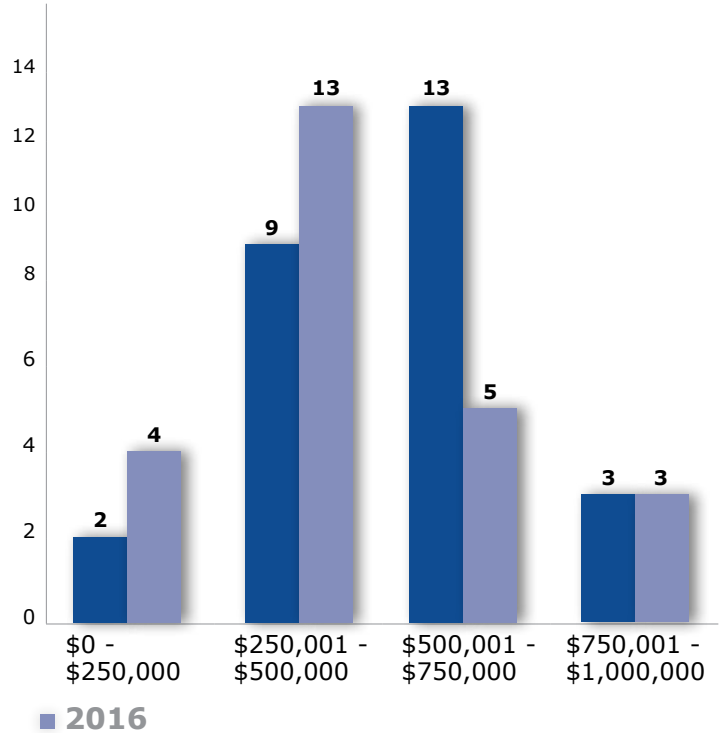
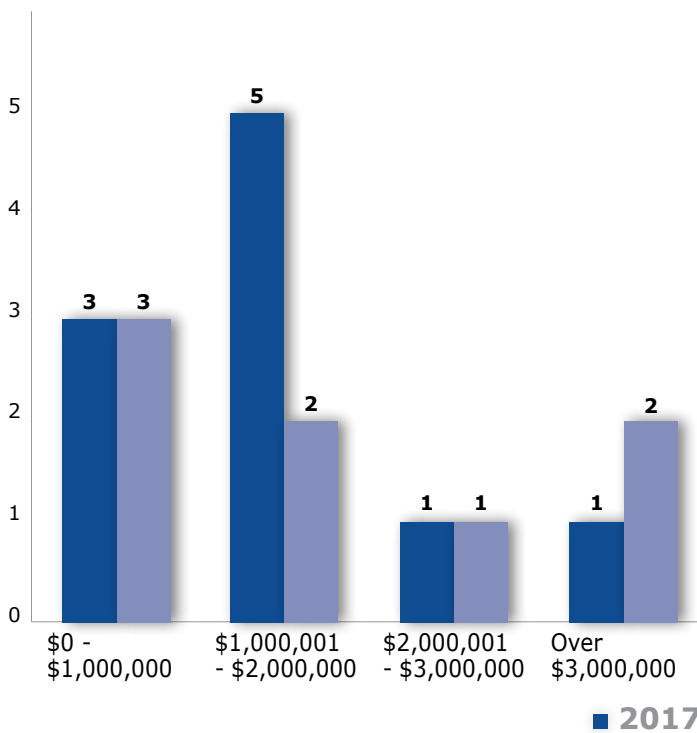


Squaw Valley & Olympic Valley Alpine Ski Resorts

2017 4th Quarter Statistics | October 1st – December 31st
Squaw Valley 2017 vs 2016

Single Family Homes Sold

Condos/Townhomes Sold



Single Family Home	2017	2016	Change %	Condos/Townhomes	2017	2016	Change %
Median Sales Price	\$1,395,000	\$1,162,500	20.0%	Median Sales Price	\$539,500	\$350,000	54.1%
Average List Price	\$1,645,363	\$1,993,875	(17.5%)	Average List Price	\$532,981	\$451,895	17.9%
Average Sold Price	\$1,576,900	\$1,701,000	(7.3%)	Average Sold Price	\$514,592	\$426,122	20.8%
Average Days on Market	167	272	(38.6%)	Average Days on Market	239	228	4.8%
Highest Sold Price	\$4,250,000	\$3,333,000	27.5%	Highest Sold Price	\$925,000	\$980,000	(5.6%)
Lowest Sold Price	\$750,000	\$650,000	15.4%	Lowest Sold Price	\$170,000	\$221,000	(23.1%)
Properties Sold	10	8	25.0%	Properties Sold	27	25	8.0%
% Sold Price to Last List Price	95.8%	85.3%	10.5%	% Sold Price to Last List Price	96.5%	94.3%	2.3%

Information gathered from TSMLS 10/1/17-12/31/17.



ENGEL & VÖLKERS

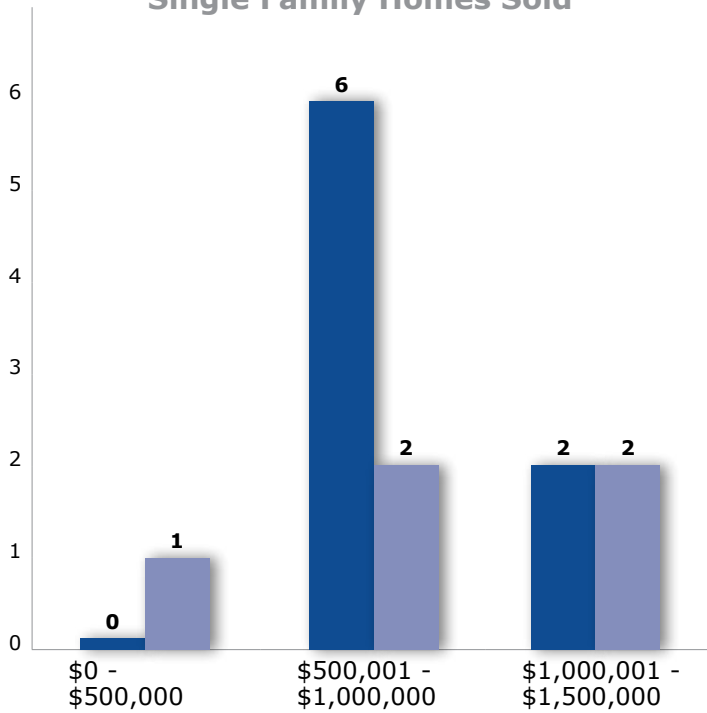


Squaw Valley & Olympic Valley Alpine Ski Resorts

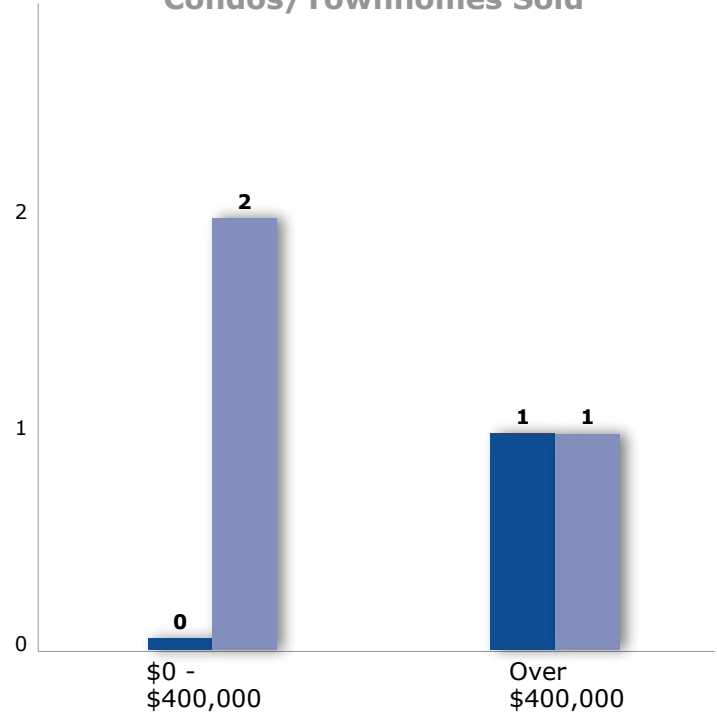
2017 4th Quarter Statistics | October 1st – December 31st

Alpine Meadows 2017 vs 2016

Single Family Homes Sold



Condos/Townhomes Sold



■ 2017 ■ 2016

Single Family Home	2017	2016	Change %	Condos/Townhomes	2017	2016	Change %
Median Sales Price	\$735,000	\$895,000	(17.9%)	Median Sales Price	\$407,000	\$355,000	14.6%
Average List Price	\$849,750	\$920,600	(7.7%)	Average List Price	\$429,000	\$532,333	(19.4%)
Average Sold Price	\$800,625	\$865,500	(7.5%)	Average Sold Price	\$407,000	\$503,000	(19.1%)
Average Days on Market	130	195	(33.3%)	Average Days on Market	40	53	(24.5%)
Highest Sold Price	\$1,375,000	\$1,350,000	1.9%	Highest Sold Price	\$407,000	\$825,000	(50.7%)
Lowest Sold Price	\$515,000	\$455,000	13.2%	Lowest Sold Price	\$407,000	\$329,000	23.7%
Properties Sold	8	5	60.0%	Properties Sold	1	3	(66.7%)
% Sold Price to Last List Price	94.2%	94.0%	0.2%	% Sold Price to Last List Price	94.9%	94.5%	0.4%

Information gathered from TSMLS 10/1/17-12/31/17.



ENGEL & VÖLKERS

