

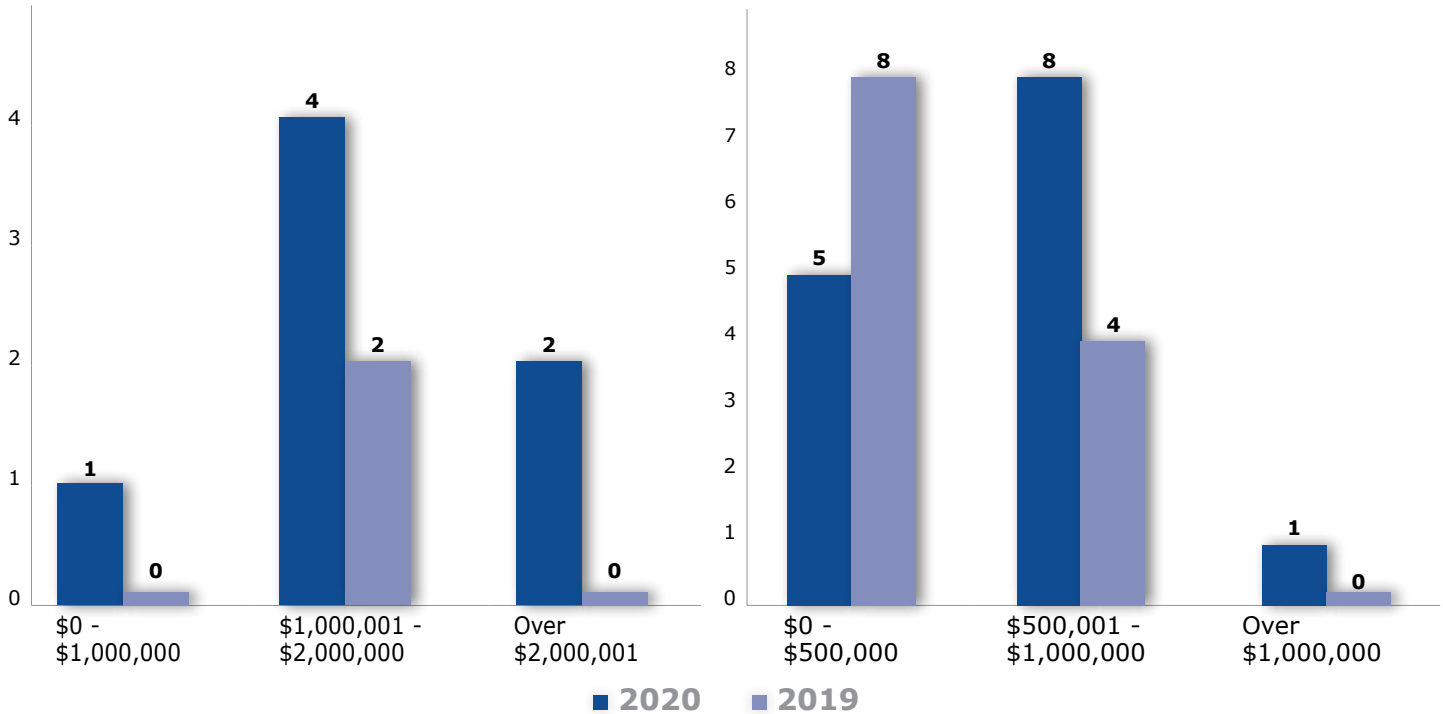
# Squaw Valley & Olympic Valley Alpine Ski Resorts

2020 1st Quarter Statistics | January 1st – March 31st

## Squaw Valley & Olympic Valley 2020 vs 2019

Single Family Homes Sold

Condos/Townhomes Sold



Single Family Home	2020	2019	Change %	Condos/Townhomes	2020	2019	Change %
<b>Median Sales Price</b>	\$1,955,000	\$1,567,500	24.7%	<b>Median Sales Price</b>	\$596,500	\$437,500	36.3%
<b>Average List Price</b>	\$1,709,000	\$1,724,000	(0.9%)	<b>Average List Price</b>	\$642,357	\$459,375	39.8%
<b>Average Sold Price</b>	\$1,668,571	\$1,567,500	6.4%	<b>Average Sold Price</b>	\$634,036	\$446,167	42.1%
<b>Average Days on Market</b>	232	133	74.4%	<b>Average Days on Market</b>	140	122	14.8%
<b>Highest Sold Price</b>	\$2,195,000	\$1,600,000	37.2%	<b>Highest Sold Price</b>	\$1,150,000	\$768,000	49.7%
<b>Lowest Sold Price</b>	\$800,000	\$1,535,000	(47.9%)	<b>Lowest Sold Price</b>	\$305,000	\$136,000	124.3%
<b>Properties Sold</b>	7	2	250.0%	<b>Properties Sold</b>	14	12	16.7%
<b>% Sold Price to Last List Price</b>	97.6%	90.9%	7.4%	<b>% Sold Price to Last List Price</b>	98.7%	97.1%	1.6%

Information gathered from TSMLS 1/1/20-3/31/20.



**ENGEL & VÖLKERS**



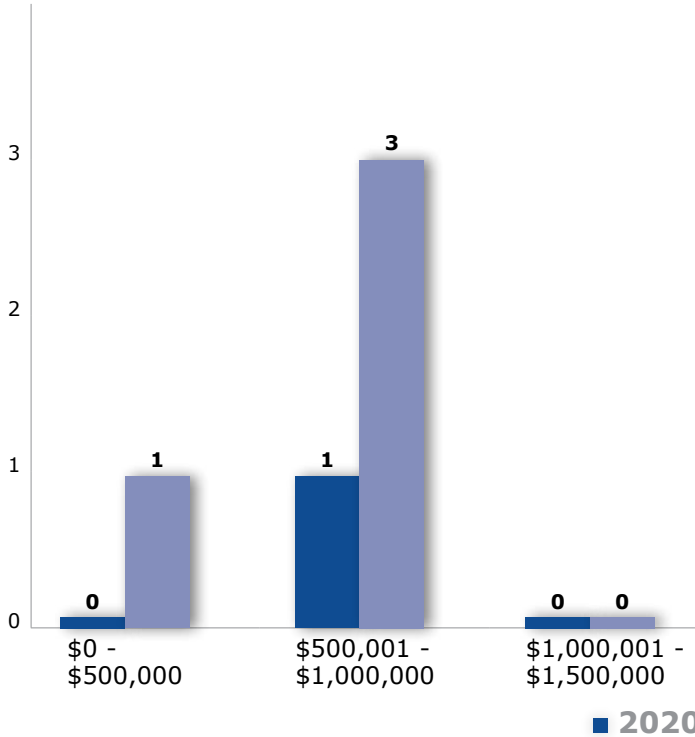
**ELDER GROUP**  
TAHOE REAL ESTATE

# Squaw Valley & Olympic Valley Alpine Ski Resorts

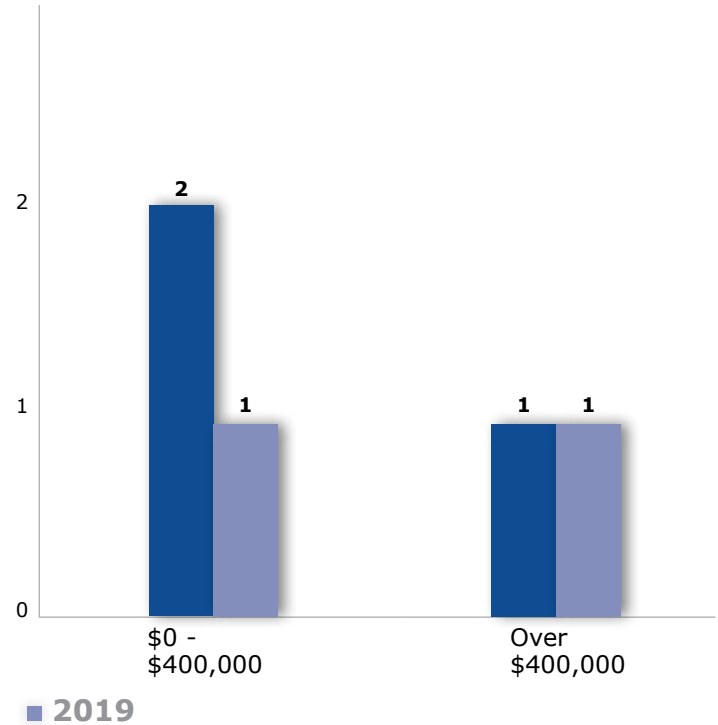
2020 4th Quarter Statistics | October 1st – December 31st

## Alpine Meadows 2020 vs 2019

Single Family Homes Sold



Condos/Townhomes Sold



Single Family Home	2020	2019	Change %	Condos/Townhomes	2020	2019	Change %
<b>Median Sales Price</b>	\$640,000	\$851,250	(24.8%)	<b>Median Sales Price</b>	\$360,000	\$472,500	(23.8%)
<b>Average List Price</b>	\$690,000	\$1,370,000	(49.6%)	<b>Average List Price</b>	\$386,000	\$485,500	(20.5%)
<b>Average Sold Price</b>	\$640,000	\$1,342,083	(52.3%)	<b>Average Sold Price</b>	\$365,000	\$472,500	(22.8%)
<b>Average Days on Market</b>	225	63	257.1%	<b>Average Days on Market</b>	\$53	49	8.2%
<b>Highest Sold Price</b>	\$640,000	\$3,650,000	(82.5%)	<b>Highest Sold Price</b>	\$420,000	\$515,000	(18.4%)
<b>Lowest Sold Price</b>	\$640,000	\$430,000	48.8%	<b>Lowest Sold Price</b>	\$315,000	\$430,000	(26.7%)
<b>Properties Sold</b>	1	6	(83.3%)	<b>Properties Sold</b>	3	2	50.0%
<b>% Sold Price to Last List Price</b>	92.8%	98.0%	(5.3%)	<b>% Sold Price to Last List Price</b>	94.6%	97.3%	(2.8%)

Information gathered from TSMLS 1/1/20-3/31/20.



**ENGEL & VÖLKERS**



**ELDER GROUP**  
TAHOE REAL ESTATE