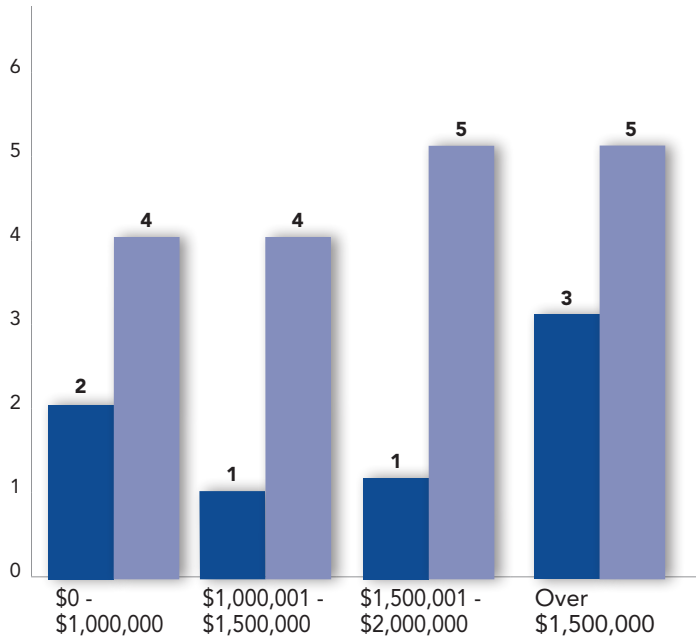


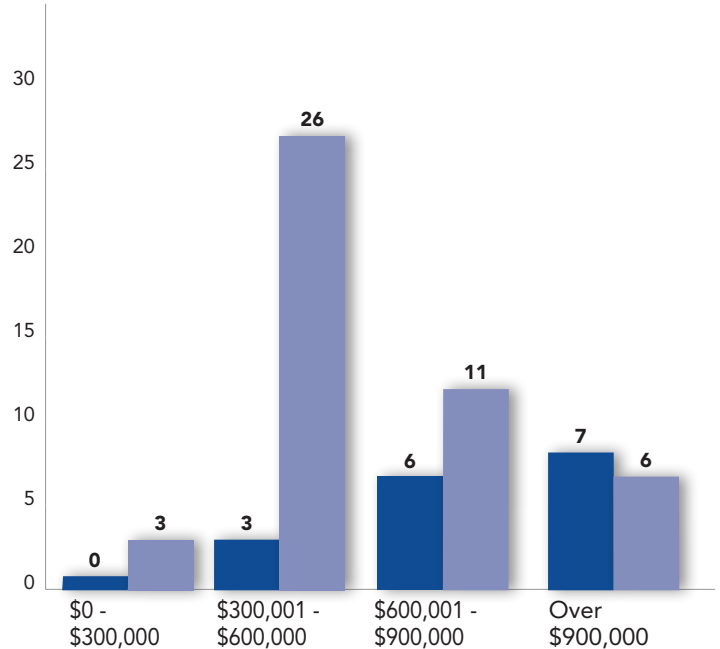
Palisades Tahoe

2021 4th Quarter Statistics | October 1st – December 31st
2021 vs 2020

Single Family Homes Sold



Condos/Townhomes Sold



■ 2021 ■ 2020

Single Family Home	2021	2020	Change %	Condos/Townhomes	2021	2020	Change %
Median Sales Price	\$1,800,000	\$1,663,995	8.2%	Median Sales Price	\$822,500	\$525,000	56.7%
Average List Price	\$2,026,928	\$2,492,915	(18.7%)	Average List Price	\$943,839	\$596,406	58.3%
Average Sold Price	\$1,959,339	\$2,291,409	(14.5%)	Average Sold Price	\$954,184	\$582,310	63.9%
Average Days on Market	94	165	(43.0%)	Average Days on Market	76	150	(49.3%)
Highest Sold Price	\$3,850,000	\$12,500,000	(69.2%)	Highest Sold Price	\$1,652,990	\$1,365,000	21.1%
Lowest Sold Price	\$830,000	\$740,000	12.2%	Lowest Sold Price	\$430,000	\$214,000	100.9%
Properties Sold	7	18	(61.1%)	Properties Sold	16	46	(65.2%)
% Sold Price to Last List Price	96.7%	91.9%	5.2%	% Sold Price to Last List Price	101.1%	97.6%	3.5%

Information gathered from TSMLS 10/1/20-12/31/21.

corcoran

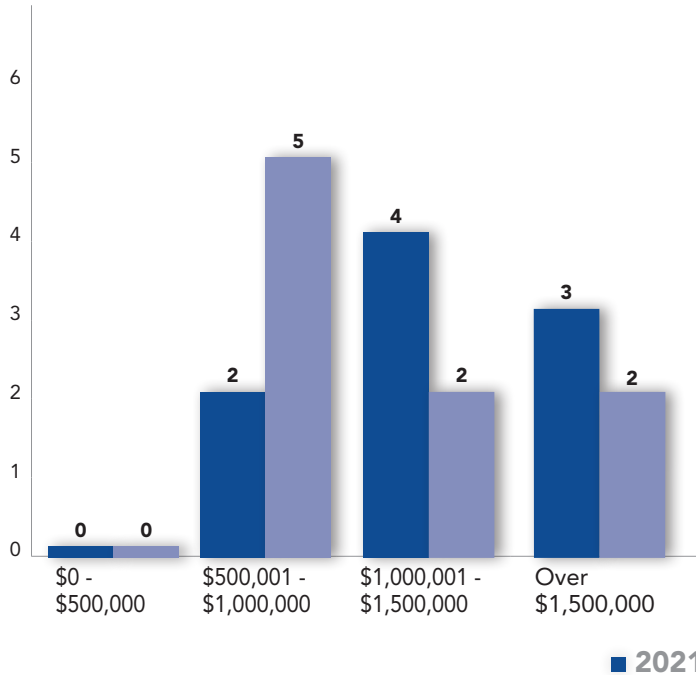
GLOBAL LIVING

ELDER GROUP
 TAHOE REAL ESTATE

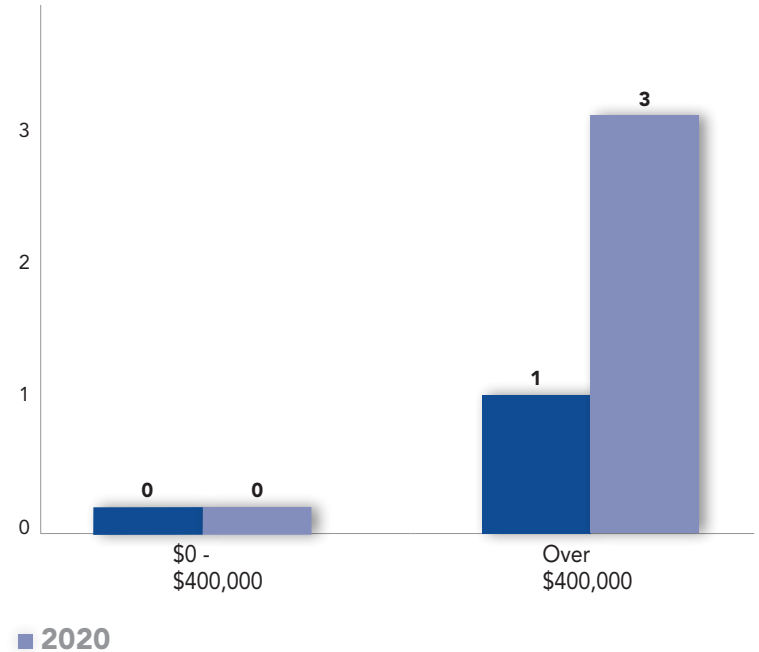
Alpine Meadows

2021 3rd Quarter Statistics | July 1st – September 30th
2021 vs 2020

Single Family Homes Sold



Condos/Townhomes Sold



■ 2021 ■ 2020

Single Family Home	2021	2020	Change %	Condos/Townhomes	2021	2020	Change %
Median Sales Price	\$1,460,000	\$1,000,000	46.0%	Median Sales Price	\$537,000	\$542,000	(0.9%)
Average List Price	\$1,516,000	\$1,239,666	22.3%	Average List Price	\$549,000	\$579,666	(5.3%)
Average Sold Price	\$1,653,015	\$1,238,777	33.4%	Average Sold Price	\$537,000	\$589,000	(8.8%)
Average Days on Market	8	24	(66.7%)	Average Days on Market	75	\$24	212.5%
Highest Sold Price	\$2,750,000	\$2,390,000	15.1%	Highest Sold Price	\$537,000	\$695,000	(22.7%)
Lowest Sold Price	\$1,007,110	\$820,000	22.8%	Lowest Sold Price	\$537,000	\$530,000	1.3%
Properties Sold	7	9	(22.2%)	Properties Sold	1	3	(66.7%)
% Sold Price to Last List Price	109.0%	99.9%	9.1%	% Sold Price to Last List Price	97.8%	101.6%	(3.7%)

Information gathered from TSMLS 7/1/20-9/30/21.